

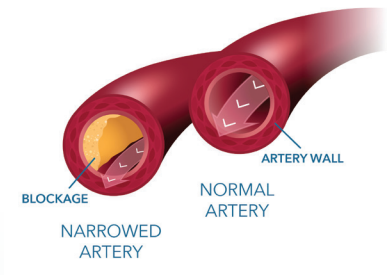
Know Your Heart

GET MORE CLARITY WITH THE HEARTFLOW ANALYSIS



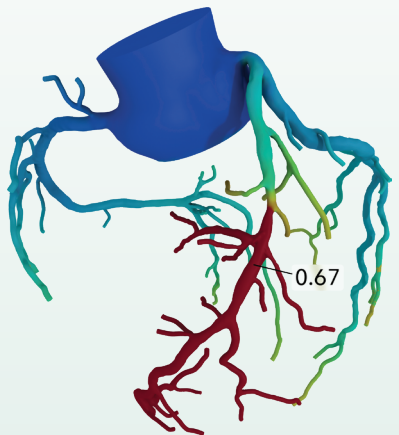
When you are experiencing symptoms of coronary artery disease (CAD), you want quick and accurate answers.

CAD is the most common type of heart disease, affecting nearly half the adult population. CAD develops when the coronary arteries become narrowed or blocked and cannot deliver enough oxygen-rich blood to the heart. This can cause chest pain, shortness of breath or other symptoms and increase the risk of heart attack.



Introducing the HeartFlow Analysis

The HeartFlow Analysis is a personalized cardiac test that provides patients with a more accurate, non-invasive way of understanding their CAD.¹



What Makes the HeartFlow Analysis Unique

The HeartFlow Analysis uses detailed data from a CT scan to provide a color-coded 3D model of your coronary arteries showing how the blockages are impacting blood flow. It is the first and only non-invasive test which enables your physician to understand the impact that narrowings and blockages have on blood flow to your heart - information that otherwise would only be available with a riskier, invasive procedure.



The Benefits

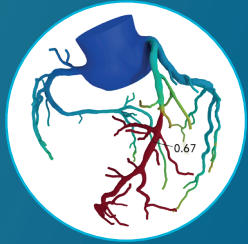
- Enables a **more accurate diagnosis of CAD** compared to other non-invasive tests¹
- Provides **<1% chance of missing disease**²
- Offers a streamlined experience with **fewer unnecessary tests** and outpatient visits³

How it Works

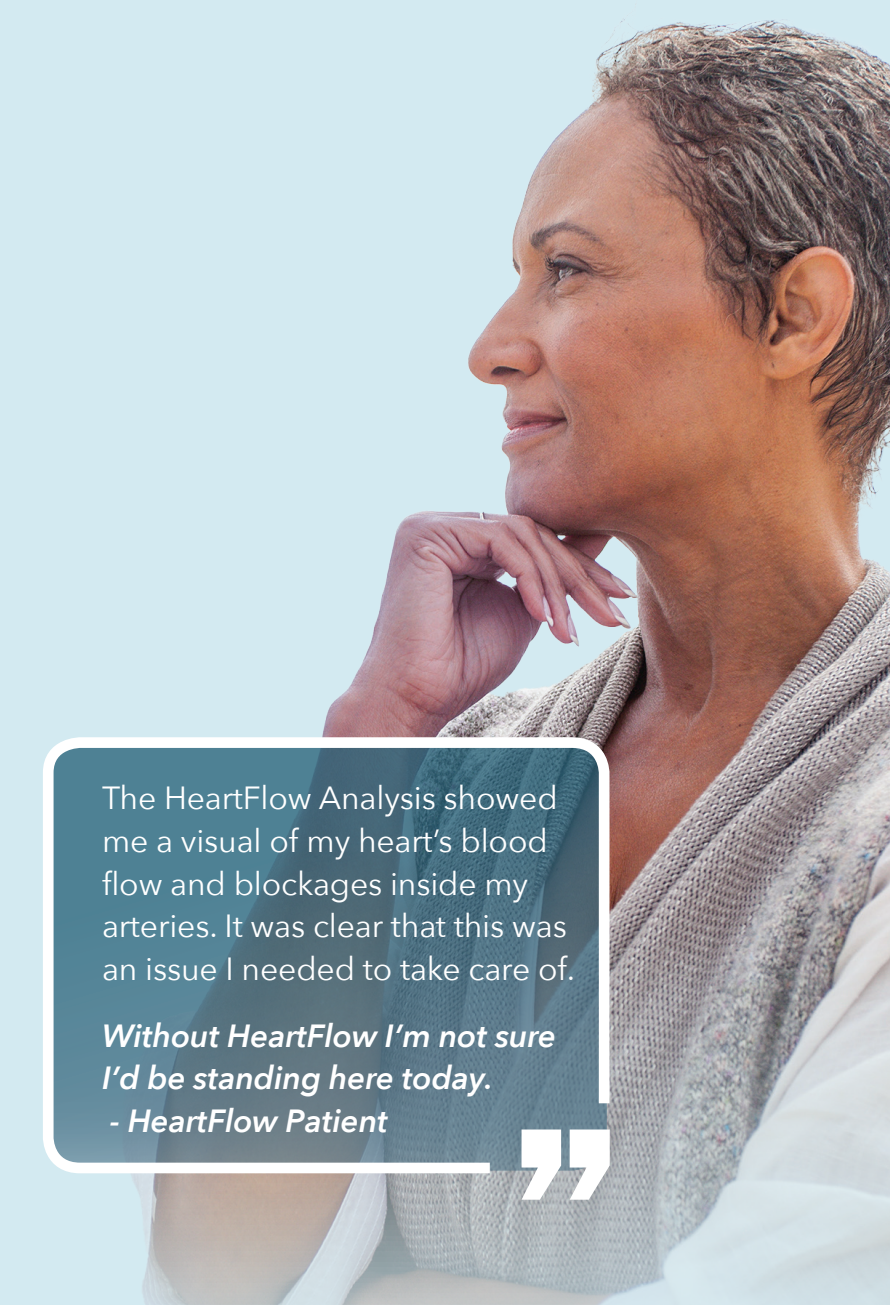
1 Your doctor will order a standard **CT scan** of your heart to look for CAD. If the scan shows narrowings in your coronary arteries, your doctor may **order a HeartFlow Analysis.**



2 Your doctor receives your HeartFlow Analysis – a personalized 3D model of your coronary arteries showing how the blockages are impacting blood flow. **This gives your doctor the detailed information needed to better understand the severity of disease.**



3 After interpreting your HeartFlow Analysis, your doctor will follow up with you to discuss the **optimal next steps in your treatment plan.**



The HeartFlow Analysis showed me a visual of my heart's blood flow and blockages inside my arteries. It was clear that this was an issue I needed to take care of.

Without HeartFlow I'm not sure I'd be standing here today.
- HeartFlow Patient

”

Ask your doctor if the
HeartFlow Analysis is right for you.

To access a comprehensive patient information kit,
visit www.heartflow.com/patients

The HeartFlow Analysis is a personalized cardiac test indicated for use in clinically stable symptomatic patients with coronary artery disease. The information provided by the HeartFlow Analysis is intended to be used in conjunction with the patient's clinical history, symptoms and other diagnostic tests, as well as the clinician's professional judgment. Patient symptoms must be documented in the patient's medical record. While no diagnostic test is perfect, the HeartFlow Analysis has demonstrated higher diagnostic performance compared to other non-invasive cardiac tests.¹ If you are a patient and suspect this test may be right for you, please speak with your doctor.

To learn more visit:

www.heartflow.com/patients

HeartFlow, Inc.

1400 Seaport Blvd, Bldg B
Redwood City, CA 94063
Phone: +1-877-478-3569
info@heartflow.com

1. Driessen, et al. J Am Coll Cardiol 2019; Norgaard, et al, Euro J Radiol 2015.
2. Hecht, H., et al., Should NICE guidelines be universally accepted for the evaluation of stable coronary disease? A debate. Euro Heart J 2019. DOI: 10.1093/eurheartj/ehz024.
3. Douglas, et al. J Am Coll Cardiol 2016.

About HeartFlow

HeartFlow is a medical technology company transforming the way heart disease is diagnosed and treated. Our non-invasive HeartFlow FFR_{CT} Analysis is a non-invasive cardiac test that incorporates decades of scientific evidence with the latest advances in artificial intelligence. The HeartFlow Analysis is commercially available in the United States, Canada, Europe and Japan.